


Holding of Specified Securities

Annexure - I

1. Name of Listed Entity:		UTTAM VALUE STEELS LIMITED	
2. Scrip Code/Name of Scrip/Class of Security		500254	
3. Share Holding Pattern Filed under: Reg. 31(1)(a)/Reg. 31(1)(b)/Reg. 31(1)(c)			
a. If under 31(1)(b) then indicate the report for Quarter ending		December 31, 2015	
b. If under 31(1)(c) then indicate date of allotment/extinguishment		NA	
4. Declaration: The Listed entity is required to submit the following declaration to the extent of submission of information:-			
Particulars			
1	Whether the Listed Entity has issued any partly paid up shares?	Yes*	No*
2	Whether the Listed Entity has issued any Convertible Securities or Warrants?		No*
3	Whether the Listed Entity has any shares against which depository receipts are issued?		No*
4	Whether the Listed Entity has any shares in Locked-in?	Yes*	
5	Whether any shares held by promoters are pledged or otherwise encumbered?	Yes*	

* If the Listed Entity selects the option 'No' for the questions above, the columns for the partly paid up shares, Outstanding Convertible Securities/Warrants, depository receipts, locked-in shares, No of shares pledged or otherwise encumbered by promoters, as applicable, shall not be displayed at the time of dissemination on the Stock Exchange website. Also wherever there is 'No' declared by Listed Entity in above table the values will be considered as 'Zero' by default on submission of the format of holding of specified securities.




CERTIFIED TRUE COPY
 For Uttam Value Steels Limited

 Sr. General Manager & Company Secretary



Table I - SUMMARY STATEMENT HOLDING OF SPECIFIED SECURITIES

Category (I)	Category of shareholder (II)	No.s of Share holders (III)	No.s of fully paid up equity Share held (IV)	No.s of Partly paid-up equity Share held (V)	No. of shares underlying Depository Receipts (VI)	Total nos. shares held (VII) = (IV)+(V)+(VI)	Shareholding as a % of total shares (VIII) (calculated as per SCRR, 1957)	Class Equity Others	Total	Number of Voting securities held in each class of securities (IX)	No of Voting Rights	Total as a % of (A+B+C)	No. of Underlying Outstanding securities convertible into full conversion securities (as a % assuming full conversion of convertible securities) as a % of diluted share Capital (X) = (VII) + (X)	Number of Locked in shares (XII)	As a % of total shares held (b)	No. of Shares pledged or otherwise encumbered (XIII)	As a % of total shares held (b)	Number of equity shares held in dematerialized form (XIV)
(A)	PROMOTER & PROMOTER GROUP	2	609472232	0	0	609472232	46.1156		609472232	0	609472232	46.1156		0	0.0000	298502889	0	609472232
(B)	Public shareholding	149884	712143035	20822	0	712146775	53.8844		712146775	0	712146775	53.8844		0	0.0000	NA	NA	692512617
(C)	Non Promoter-Non Public	0	0	0	0	0	0		0	0	0	0.0000		0	0.0000	NA	NA	0
(C1)	Share underlying DRs	0	0	0	0	0	NA		0	0	0	0.0000		0	0.0000	NA	NA	0
(C2)	Shares held by Employee/Trust	0	0	0	0	0	0		0	0	0	0.0000		0	0.0000	NA	NA	0
	TOTAL	149894	1321615267	20822	0	1321619007	100.0000		1321619007	0	1321619007	100.0000		0	0.0000	NA	NA	1301984849




Table II - STATEMENT SHOWING SHAREHOLDING PATTERN OF THE PROMOTER AND PROMOTER GROUP

Category & Name of the shareholders (I)	PAN (II)	No.s of Share holders (III)	No.s of fully paid up Shares held (IV)	Partly paid-up equity Share held (V)	No. of shares underlying Depository Receipts (VI)	Total nos. held (VII) = (IV)+(V)+(VI)	Shareholding % (VIII) As a % of (A+B+C2)	Number of Voting Rights held in each class of securities (IX)			No. of Shares Underlying Outstanding convertible securities (including) (X)	Shareholding % as a % of full convertible securities (XI)	Number of Locked in shares (XII)	As a % of total shares held (b)	Number of Shares pledged or otherwise encumbered (XIII)	As a % of total shares held (b)	Number of equity shares held in dematerialized form (XIV)
								Class Equity	Class Others	Total							
1. INDIAN																	
(a) Individuals/Hindu undivided Family																	
CAT -		0	0	0	0	0	0.0000	0	0	0	0	0	0.0000	0	0.0000	0	0.0000
TOTAL		0	0	0	0	0	0.0000	0	0	0	0	0	0.0000	0	0.0000	0	0.0000
(b) Central Government/ State Government(s)																	
CAT -		0	0	0	0	0	0.0000	0	0	0	0	0	0.0000	0	0.0000	0	0.0000
TOTAL		0	0	0	0	0	0.0000	0	0	0	0	0	0.0000	0	0.0000	0	0.0000
(c) Financial Institutions/ Banks																	
CAT -		0	0	0	0	0	0.0000	0	0	0	0	0	0.0000	0	0.0000	0	0.0000
TOTAL		0	0	0	0	0	0.0000	0	0	0	0	0	0.0000	0	0.0000	0	0.0000
(d) Any Others (BODIES CORPORATE)																	
FIRSTINDIA BCU07 56F		1	423637469	0	0	423637469	32.0544	423637469	0	423637469	32.0544	0	0.0000	155160670	0.0000	423637469	155160670
INFRASTRUCTURE PRIVATE LIMITED		1	185834763	0	0	185834763	14.0611	185834763	0	185834763	14.0611	0	0.0000	143342219	0.0000	185834763	143342219
METALLURGICAL ENGINEERING AND EQUIPMENTS LIMITED		1	185834763	0	0	185834763	14.0611	185834763	0	185834763	14.0611	0	0.0000	143342219	0.0000	185834763	143342219
CAT - TOTAL		2	609472232	0	0	609472232	46.1156	609472232	0	609472232	46.1156	0	0.0000	298502889	0.0000	609472232	298502889
(d) Any Others (DIRECTORS RELATIVES)																	
CAT -		0	0	0	0	0	0.0000	0	0	0	0.0000	0	0.0000	0	0.0000	0	0.0000
TOTAL		0	0	0	0	0	0.0000	0	0	0	0.0000	0	0.0000	0	0.0000	0	0.0000

(d)	Any Others (GROUP COMPANIES)																			
	0	0	0	0	0	0	0	0	0	0	0	0	0	0	0	0	0	0	0	0
	CAT -	0	0	0	0	0	0	0	0	0	0	0	0	0	0	0	0	0	0	0
	TOTAL	0	0	0	0	0	0	0	0	0	0	0	0	0	0	0	0	0	0	0
(d)	Any Others (TRUSTS)																			
	0	0	0	0	0	0	0	0	0	0	0	0	0	0	0	0	0	0	0	0
	CAT -	0	0	0	0	0	0	0	0	0	0	0	0	0	0	0	0	0	0	0
	TOTAL	0	0	0	0	0	0	0	0	0	0	0	0	0	0	0	0	0	0	0
	CAT -	0	0	0	0	0	0	0	0	0	0	0	0	0	0	0	0	0	0	0
	TOTAL	0	0	0	0	0	0	0	0	0	0	0	0	0	0	0	0	0	0	0
	TOTAL	2	609472232	0	0	609472232	46.1156	609472232	0	46.1156	0	46.1156	0	46.1156	0	0.0000	298502889	0.0000	609472232	0
8.2. FOREIGN																				
(a)	Individuals (Non-Resident Individuals/ Foreign Individuals)																			
	0	0	0	0	0	0	0	0	0	0	0	0	0	0	0	0	0	0	0	0
	CAT -	0	0	0	0	0	0	0	0	0	0	0	0	0	0	0	0	0	0	0
	TOTAL	0	0	0	0	0	0	0	0	0	0	0	0	0	0	0	0	0	0	0
(c)	Institutions																			
	0	0	0	0	0	0	0	0	0	0	0	0	0	0	0	0	0	0	0	0
	CAT -	0	0	0	0	0	0	0	0	0	0	0	0	0	0	0	0	0	0	0
	TOTAL	0	0	0	0	0	0	0	0	0	0	0	0	0	0	0	0	0	0	0
(d)	Foreign Portfolio Investor																			
	0	0	0	0	0	0	0	0	0	0	0	0	0	0	0	0	0	0	0	0
	CAT -	0	0	0	0	0	0	0	0	0	0	0	0	0	0	0	0	0	0	0
	TOTAL	0	0	0	0	0	0	0	0	0	0	0	0	0	0	0	0	0	0	0
(e)	Any Other (specify)																			
	0	0	0	0	0	0	0	0	0	0	0	0	0	0	0	0	0	0	0	0
	CAT -	0	0	0	0	0	0	0	0	0	0	0	0	0	0	0	0	0	0	0
	TOTAL	0	0	0	0	0	0	0	0	0	0	0	0	0	0	0	0	0	0	0
(e)	Any Others (BODIES CORPORATE)																			
	0	0	0	0	0	0	0	0	0	0	0	0	0	0	0	0	0	0	0	0
	CAT -	0	0	0	0	0	0	0	0	0	0	0	0	0	0	0	0	0	0	0
	TOTAL	0	0	0	0	0	0	0	0	0	0	0	0	0	0	0	0	0	0	0
(e)	Any Others (QUALIFIED FOREIGN INVESTOR)																			
	0	0	0	0	0	0	0	0	0	0	0	0	0	0	0	0	0	0	0	0
	CAT -	0	0	0	0	0	0	0	0	0	0	0	0	0	0	0	0	0	0	0
	TOTAL	0	0	0	0	0	0	0	0	0	0	0	0	0	0	0	0	0	0	0
	TOTAL	0	0	0	0	0	0	0	0	0	0	0	0	0	0	0	0	0	0	0
	GRAND -	2	609472232	0	0	609472232	46.1156	609472232	0	46.1156	0	46.1156	0	46.1156	0	0.0000	298502889	0.0000	609472232	0








Table III - STATEMENT SHOWING SHAREHOLDING PATTERN OF THE PUBLIC SHAREHOLDER

(a)	Category & Name of the shareholders (i)	PAN (ii)	No.s of Share holders (iii)	No.s of fully paid up equity Share held (iv)	No.s of Partly paid-up equity Share held (v)	No. of shares underlying Depository Receipts (vi)	Total nos. shares held (vii)= (iv)+(v)+(vi)	Shareholding % calculate d as per SCRR, 19 57) (viii) As a % of (A+B+C2)	Number of Voting Rights held in each class of securities (ix)			Total as a % of (A+B+C)	No. of Shares Underlying Outstanding convertible securities (including Warrants) (xi)	Shareholding, as a % assuming full conversion of convertible securities/ as a % of diluted share capital) (X)=(vii)+(xi) As a % of (A+B+C2)	Number of Locked in shares (xii)		Number of Shares pledged or otherwise encumbered (xiii)		Number of equity shares held in dematerialized form (xiv)		
									Class Equity	Class Others	Total				No. (a)	As a % of total shares held (b)	No. (a)	As a % of total shares held (b)			
11. INSTITUTIONS																					
(a)	Mutual Funds		56	584619	0	0	584619	0.0442	584619	0	584619	0.0442	0	0.0442	0	0.0000	0	0.0000	NA	NA	886
(b)	Venture Capital		0	0	0	0	0	0.0000	0	0	0	0.0000	0	0.0000	0	0.0000	0	0.0000	NA	NA	886
(c)	Alternate		0	0	0	0	0	0.0000	0	0	0	0.0000	0	0.0000	0	0.0000	0	0.0000	NA	NA	0
(d)	Foreign Venture Capital Investors		0	0	0	0	0	0.0000	0	0	0	0.0000	0	0.0000	0	0.0000	0	0.0000	NA	NA	0
(e)	Foreign Portfolio		0	0	0	0	0	0.0000	0	0	0	0.0000	0	0.0000	0	0.0000	0	0.0000	NA	NA	0
(f)	Financial		22	204446549	0	0	204446549	15.4694	204446549	0	204446549	15.4694	0	15.4694	0	0.0000	0	0.0000	NA	NA	204440640
	STATE BANK OF INDIA		20	4184747	0	0	4184747	0.3166	4184747	0	4184747	0.3166	0	0.3166	0	0.0000	0	0.0000	NA	NA	4178838
	AAACS85 BANK OF INDIA		1	50261802	0	0	50261802	3.8030	50261802	0	50261802	3.8030	0	3.8030	0	0.0000	0	0.0000	NA	NA	50261802
	IDBI BANK LIMITED		1	150000000	0	0	150000000	11.3497	150000000	0	150000000	11.3497	0	11.3497	0	0.0000	0	0.0000	NA	NA	150000000
(g)	Insurance		1	4389894	0	0	4389894	0.3322	4389894	0	4389894	0.3322	0	0.3322	0	0.0000	0	0.0000	NA	NA	4389894
(h)	Provident Funds/ Pension Funds		1	4389894	0	0	4389894	0.3322	4389894	0	4389894	0.3322	0	0.3322	0	0.0000	0	0.0000	NA	NA	4389894
(i)	Any Other		0	0	0	0	0	0.0000	0	0	0	0.0000	0	0.0000	0	0.0000	0	0.0000	NA	NA	0
(i)	Any Others (FIIS)		11	60000	0	0	60000	0.0045	60000	0	60000	0.0045	0	0.0045	0	0.0000	0	0.0000	NA	NA	0
(i)	Any Others (FOREIGN)		11	60000	0	0	60000	0.0045	60000	0	60000	0.0045	0	0.0045	0	0.0000	0	0.0000	NA	NA	0

(i)	Any Others TOTAL	0 0	0 0	0 0	0 0	0 0	0 0	0 0	0 0	0.0000 0.0000	0 0	0 0	0 0	0 0	0.0000 0.0000	0 0	0 0	0 0	0 0	NA NA	NA NA	0 0
(2)	Central Government/ SUB TOTAL	2 2	1500 1500	0 0	1500 1500	0 0	1500 1500	0 0	1500 1500	0.0001 0.0001	0 0	0 0	0 0	0 0	0.0001 0.0001	0 0	0 0	0 0	0 0	NA NA	NA NA	1000 208832420
14 B.2. Non-institutions																						
(a.1)	Individuals - i. Individual shareholders (CAPITAL UPTO TO Rs. 2 Lakh)	144626	61971132	20822	0	61974872	4.6893	61974872	0	61974872	4.6893	0	4.6893	0	0.0000	NA	NA	44638795				
(a.2)	Individuals - ii. Individual shareholders (CAPITAL GREATER THAN Rs. 2 Lakh)	366	29805467	0	0	29805467	2.2552	29805467	0	29805467	2.2552	0	2.2552	0	0.0000	NA	NA	29653967				
	SUB TOTAL	144992	91776599	20822	0	91780339	6.9445	91780339	0	91780339	6.9445	0	6.9445	0	0.0000	NA	NA	74292762				
16 I. INSTITUTIONS																						
(b)	NBFCs registered Employee Trusts	0 0	0 0	0 0	0 0	0 0	0.0000 0.0000	0 0	0 0	0.0000 0.0000	0 0	0 0	0 0	0 0	0.0000 0.0000	0 0	0 0	0 0	NA NA	NA NA	0 0	
(c)	Overseas Depositories (Balance DPA)	0 0	0 0	0 0	0 0	0 0	0.0000 0.0000	0 0	0 0	0.0000 0.0000	0 0	0 0	0 0	0 0	0.0000 0.0000	0 0	0 0	0 0	NA NA	NA NA	0 0	
	SUB TOTAL	0 0	0 0	0 0	0 0	0 0	0.0000 0.0000	0 0	0 0	0.0000 0.0000	0 0	0 0	0 0	0 0	0.0000 0.0000	0 0	0 0	0 0	NA NA	NA NA	0 0	
19 B.2. Non-institutions																						
(e)	Any Others (BODIES)	974	266635930	0	0	266635930	20.1749	266635930	0	266635930	20.1749	0	20.1749	0	0.0000	NA	NA	266185689				
	Rajini Trading & Investments Ltd	1	14244686	0	0	14244686	1.0778	14244686	0	14244686	1.0778	0	1.0778	0	0.0000	NA	NA	14244686				
	Shree Global TradeFin Ltd	1	188355601	0	0	188355601	14.2519	188355601	0	188355601	14.2519	0	14.2519	0	0.0000	NA	NA	188355601				



	Trump Investments Limited	AAACT76 11H	1	37404966	0	0	37404966	2.8302	37404966	0	37404966	2.8302	0	2.8302	0	0.0000	NA	NA	37404966
(e)	Any Others	CL EARING	33	279470	0	0	279470	0.0211	279470	0	279470	0.0211	0	0.0211	0	0.0000	NA	NA	279470
(e)	Any Others	DIRECTORS	33	279470	0	0	279470	0.0211	279470	0	279470	0.0211	0	0.0211	0	0.0000	NA	NA	279470
(e)	Any Others	ESROW	0	0	0	0	0	0.0000	0	0	0	0.0000	0	0.0000	0	0.0000	NA	NA	0
(e)	Any Others	EOBELTED	0	0	0	0	0	0.0000	0	0	0	0.0000	0	0.0000	0	0.0000	NA	NA	0
(e)	Any Others	EOBELGN	0	0	0	0	0	0.0000	0	0	0	0.0000	0	0.0000	0	0.0000	NA	NA	0
(e)	Any Others	ERENDS &	0	0	0	0	0	0.0000	0	0	0	0.0000	0	0.0000	0	0.0000	NA	NA	0
(e)	Any Others	GOVT	0	0	0	0	0	0.0000	0	0	0	0.0000	0	0.0000	0	0.0000	NA	NA	0
(e)	Any Others	GROUP	0	0	0	0	0	0.0000	0	0	0	0.0000	0	0.0000	0	0.0000	NA	NA	0
(e)	Any Others	HOLDING	0	0	0	0	0	0.0000	0	0	0	0.0000	0	0.0000	0	0.0000	NA	NA	0
(e)	Any Others		0	0	0	0	0	0.0000	0	0	0	0.0000	0	0.0000	0	0.0000	NA	NA	0
(e)	Any Others (NON RESIDENT)		3783	7318800	0	0	7318800	0.5538	7318800	0	7318800	0.5538	0	0.5538	0	0.0000	NA	NA	6273002
(e)	Any Others	LOEICE	3783	7318800	0	0	7318800	0.5538	7318800	0	7318800	0.5538	0	0.5538	0	0.0000	NA	NA	6273002
(e)	Any Others	OTHER SHROE	0	0	0	0	0	0.0000	0	0	0	0.0000	0	0.0000	0	0.0000	NA	NA	0
(e)	Any Others	OTHER SHROE	0	0	0	0	0	0.0000	0	0	0	0.0000	0	0.0000	0	0.0000	NA	NA	0
(e)	Any Others	OTHER SHROE	0	0	0	0	0	0.0000	0	0	0	0.0000	0	0.0000	0	0.0000	NA	NA	0
(e)	Any Others	OTHER SHROE	0	0	0	0	0	0.0000	0	0	0	0.0000	0	0.0000	0	0.0000	NA	NA	0
(e)	Any Others	OTHER SHROE	0	0	0	0	0	0.0000	0	0	0	0.0000	0	0.0000	0	0.0000	NA	NA	0
(e)	Any Others	OVERSEAS	6	136646774	0	0	136646774	10.3393	136646774	0	136646774	10.3393	0	10.3393	0	0.0000	NA	NA	136646774
(e)	Any Others	OVERSEAS	5	9550000	0	0	9550000	0.7226	9550000	0	9550000	0.7226	0	0.7226	0	0.0000	NA	NA	9550000



	UD	AABCU59	1	127096774	0	0	0	127096774	9.6167	127096774	0	127096774	9.6167	0	9.6167	0	0.0000	NA	NA	127096774
	INDUSTR	14D																		
	IAL																			
	HOLDING																			
	PTE LTD																			
(e)	Any Others	/PARTNERSHIP	0	0	0	0	0	0	0.0000	0	0	0	0.0000	0	0.0000	0	0.0000	NA	NA	0
			0	0	0	0	0	0	0.0000	0	0	0	0.0000	0	0.0000	0	0.0000	NA	NA	0
(e)	Any Others	/PROPRIETARY	0	0	0	0	0	0	0.0000	0	0	0	0.0000	0	0.0000	0	0.0000	NA	NA	0
			0	0	0	0	0	0	0.0000	0	0	0	0.0000	0	0.0000	0	0.0000	NA	NA	0
(e)	Any Others	/QUALIFIED	0	0	0	0	0	0	0.0000	0	0	0	0.0000	0	0.0000	0	0.0000	NA	NA	0
			0	0	0	0	0	0	0.0000	0	0	0	0.0000	0	0.0000	0	0.0000	NA	NA	0
(e)	Any Others	/SHROFF	0	0	0	0	0	0	0.0000	0	0	0	0.0000	0	0.0000	0	0.0000	NA	NA	0
			0	0	0	0	0	0	0.0000	0	0	0	0.0000	0	0.0000	0	0.0000	NA	NA	0
(e)	Any Others	/SUBSIDIARY	0	0	0	0	0	0	0.0000	0	0	0	0.0000	0	0.0000	0	0.0000	NA	NA	0
			0	0	0	0	0	0	0.0000	0	0	0	0.0000	0	0.0000	0	0.0000	NA	NA	0
(e)	Any Others		4	2900	0	0	2900	0.0002	0.0002	0	0	2900	0.0002	0	0.0002	0	0.0000	NA	NA	2500
			4	2900	0	0	2900	0.0002	0.0002	0	0	2900	0.0002	0	0.0002	0	0.0000	NA	NA	2500
(e)	Any Others	/UNCLAIMED	0	0	0	0	0	0.0000	0.0000	0	0	0	0.0000	0	0.0000	0	0.0000	NA	NA	0
			0	0	0	0	0	0.0000	0.0000	0	0	0	0.0000	0	0.0000	0	0.0000	NA	NA	0
	Employee		0	0	0	0	0	0.0000	0.0000	0	0	0	0.0000	0	0.0000	0	0.0000	NA	NA	0
			0	0	0	0	0	0.0000	0.0000	0	0	0	0.0000	0	0.0000	0	0.0000	NA	NA	0
	SUB		4800	410883874	0	0	410883874	31.0894	31.0894	0	0	410883874	31.0894	0	31.0894	0	0.0000	NA	NA	409387435
	TOTAL		149892	712125953	20822	0	712146775	53.8844	712146775	0	0	712146775	53.8844	0	53.8844	0	0.0000	NA	NA	692512617





Table IV - STATEMENT SHOWING SHAREHOLDING PATTERN OF THE NON PROMOTER - NON PUBLIC SHAREHOLDER

Category & Name of the shareholders (i)	PAN (ii)	No.s of Share holders (iii)	No.s of fully paid up equity Share held (iv)	No.s of Partly paid-up equity Share held (v)	No. of shares underlying Depository Receipts (vi)	Total shares held (vii) = (iv)+(v)+(vi)	Shareholding % calculated as per SCRR, 1957 (viii) As a % of (A+B+C2)	Number of Voting Rights held in each class of securities (ix)			Total as a % of (A+B+C)	No. of Shares Underlying Outstanding convertible securities (including Warrants)	Shareholding, as a % assuming full conversion of convertible securities (as a %)	Number of Locked in shares (xii)		Number of Shares pledged or otherwise encumbered (xiii)		Number of equity shares held in dematerialized form (xiv)
								No of Voting Rights	Class Equity	Class Others				Total	No. (a)	As a % of total shares held (b)	No. (a)	
EMPLOYEE BENEFIT TRUST																		
Total Non Promoter-Non Public		0	0	0	0	0	0.0000	0	0	0	0	0.0000	0	0	0.0000	NA	NA	0